

Desoutter



Industrial Tools



E-PULSE

Electric Pulse
Tool Range

BOOST YOUR
PRODUCTIVITY

BOOST YOUR
FLEXIBILITY

BOOST YOUR
UPTIME

More Than Productivity



E-PULSE BATTERY

PATENTED MOTOR CONTROL ALGORITHM

To reduce the reaction force

OLED DISPLAY

For tightening results like torque,
angle, batch count, pulses

4 COLOR REPORTING LED

To maximize the real-time feedback

POSITION SENSOR

To measure tightening angle, for
error proofing

POWERED BY LITHIUM-ION TECHNOLOGY

Compatible with both 18V
and 36V battery



TRANSDUCER TECHNOLOGY

Measure the torque directly, for better accuracy

MECHANICAL GEARBOX

Instead of oil pulse unit, to decrease maintenance cost

4 LIGHTNING LEDs

To illuminate the application, and to give real-time feedback directly on the parts

RFID

For contactless and easy pairing

2 BATTERY POSITIONS

For better access, and better tool balance

BOOST YOUR PRODUCTIVITY

- ▶ BY REDUCING CYCLE TIME
- ▶ BY IMPROVING JOINT QUALITY
- ▶ BY PROVIDING PROCESS QUALITY

BOOST YOUR FLEXIBILITY

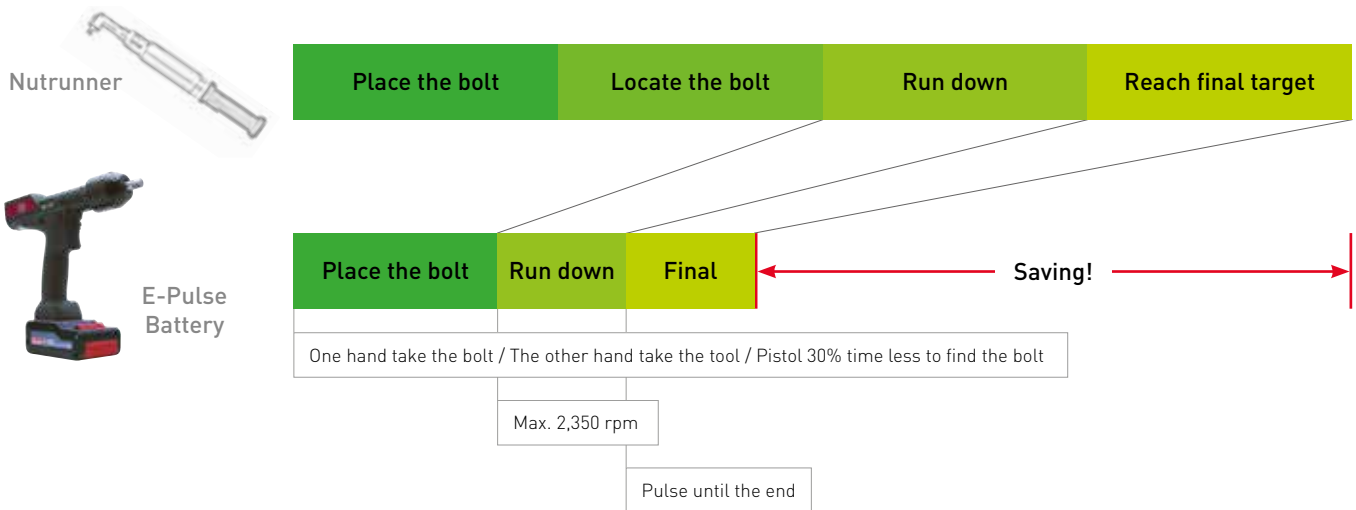
- ▶ FREE OF CABLE MANAGEMENT
- ▶ FREE OF REACTION ARM
- ▶ REDUCE TOTAL COST OF OWNERSHIP

BOOST YOUR UPTIME

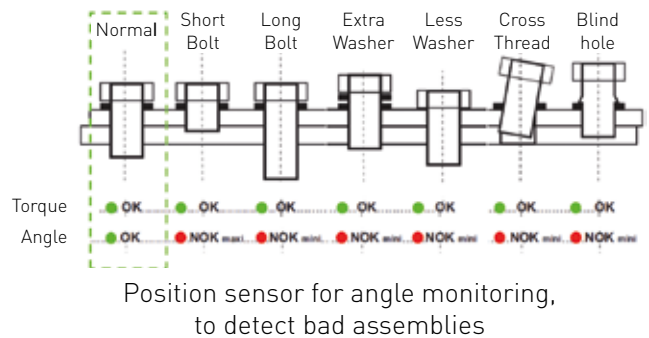
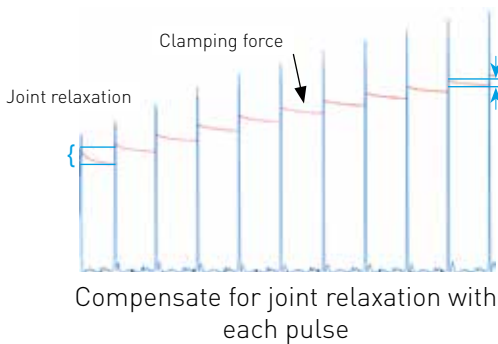
- ▶ BOOST THE UPTIME OF THE OPERATOR
- ▶ BOOST THE UPTIME OF THE TOOL

BOOST YOUR PRODUCTIVITY

By reducing **cycle time**



By improving **joint quality** because only good parts are counted!



By improving **real-time feedback**



Tightening result on the OLED display



Full programmable Buzzer for OK/NOK & batch OK



Shed light of OK/NOK directly on the application



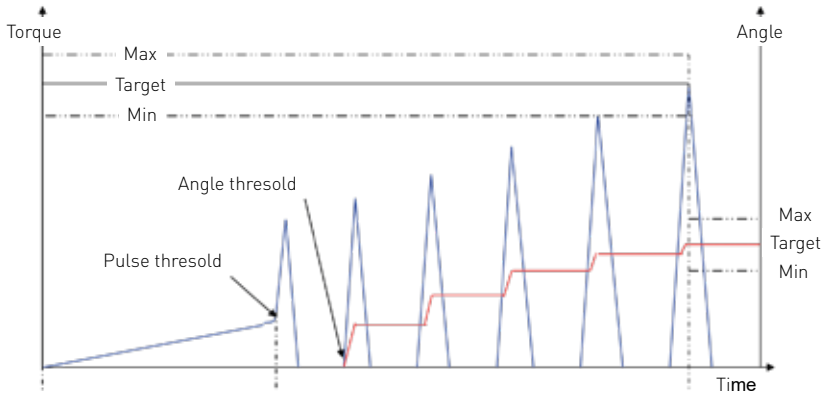
Real-time Wi-Fi signal strength check



4 color LEDs for tightening / tool status

BOOST YOUR FLEXIBILITY

Patented motor control algorithm, operator can literally hold the tool with 2 fingers no need for reaction arm



Above pulse threshold, the tool will switch automatically to pulse mode

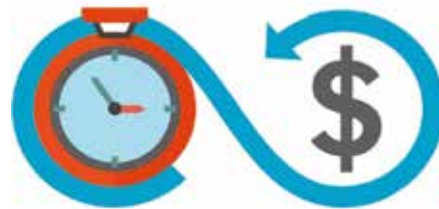


No need to attach the tool to a reaction arm

Cordless, free of cable management and save time on line rebalancing



Free of cable management



Save time on line rebalancing thanks to easy pairing

BOOST YOUR UPTIME

Boost the uptime of the operator with ergonomic design

balance design anti-slippery
 ergonomics low reaction safety
 effortless triger
 light weight
 slim handle easy access
 2 battery positions

Boost the uptime of the tool with longer calibration & preventive maintenance intervals



Calibration



Preventive maintenance interval 500 000cycles

CONNECT Industrial SMART HUB




PIC REF	MODEL	PART NUMBER	CONSUMPTION (CURRENT)		MAIN SUPPLY	DIMENSIONS						WEIGHT	
			115V	230V		WIDTH		HEIGHT		DEPTH		kg	lb.
A	CONNECT-X	615 932 722 0	< 1A	< 1A	Single-phase	mm	in.	mm	in.	mm	in.	2.8	6.17
B	CONNECT-W	615 932 723 0	< 1A	< 1A	Single-phase	90	3.5	221	8.70	210	2.8	2.8	6.17

POWER CORD

To be ordered with CONNECT


PLUG	DESCRIPTION	PART NO.
A	European	615 917 739 0
B	US	615 917 741 0
C	UK	615 917 740 0
D	Chinese	615 917 742 0





	CONNECT-W	CONNECT-X
INDUSTRIAL SMART HUB		
Maximum number of TU (cordless tools)	10	20
Weight kg (lbs)	2,8 kg (6.17 lbs)	
Display	Capacitive color touch screen (4,3")	
Access point	EMBEDDED (includes internal access point)	NOT INCLUDED (external access point required)
Power supply	110V – 220 V or 24V	
IP Protection	IP 40 IP54 with an additional accessory	
STORAGE		
Maximum number of results saved per TU	20 000	20 000
Maximum number of curves saved per TU	50	50
Assembly Process results per TU	2 000	2 000
Event log storage (number of events)	1 000	1 000
STANDARD PACK		
Number of Pset	10	10
Number of AP	10	10
Protocol	Open protocol	Open protocol
Tightening strategy	OK-NOK / Torque / Angle / Torque + angle / Torque and-or Angle	
Tightening results	Torque angle displayed / Tightening and curves	
Monitoring	Current / Slip Off / Stick slip / Time / rundown angle / 2nd angle	
Step	Prevailing torque, Socket release, Re-hit, Loosen, Search/jog, Synchro, Action NOK, Jump, end step, ergostop	
ADDITIONAL FEATURES WITH FEATURE MANAGEMENT		
Pack "up to 50 PSET"	Activation with UV [11 UV per TU]	
Pack "up to 250 PSET"	Activation with Uv [17 UV per TU]	
Pack "up to 50 AP"	Activation with UV [15 UV per TU]	
Pack "up to 250 AP"	Activation with UV [20 UV per TU]	
Desoutter Protocol & Customer protocols	Activation with UV [5 UV per TU]	
CVI Logix	Activation with UV [9 UV per TU]	
CONNECTIVITY		
USB ports	USB ports (2 + 1 front)	
Ethernet	Embedded Ethernet switch (3 ports + 1 POE – 2 networks)	
Optional fieldbus	Plug&Play Fieldbus module port (EthernetIP, ProfiNet A/B/IRT, Modbus TCP, DeviceNet, Profibus, CC-Link)	

E-PULSE BATTERY



PIC REF	MODEL	PART NUMBER	OUTPUT DRIVE	OUTPUT RETAINING TYPE	TORQUE				ROTATIONAL MAX SPEED		LENGTH		WEIGHT*	
					MIN	MAX	MIN	MAX	18V BATTERY	36V BATTERY	mm	in.	kg	Lb.
A	BLRTA025-2350-10S	615 166 023 0	Sq 3/8	Through hole	6	25	4.4	18.4	1520	2350	233	9.17	1.2	2.6
A	BLRTA025-2350-4Q	615 166 024 0	Hex.1/4	Quick change chuck	6	25	4.4	18.4	1520	2350	233	9.17	1.2	2.6
B	BLRTC025-2350-10S	615 166 025 0	Sq 3/8	Through hole	6	25	4.4	18.4	1520	2350	233	9.17	1.2	2.6
B	BLRTC025-2350-4Q	615 166 026 0	Hex.1/4	Quick change chuck	6	25	4.4	18.4	1520	2350	233	9.17	1.2	2.6

* weight without battery

	STANDALONE VERSION	WIFI COMMUNICATION VERSION
Wifi Communication	N/A	2.4GHz or 5 GHz
Programming on the tool	✓	✓
Pset	6	250
No. of step in Pset	1	10
Assembly process	N/A	250
Results	10 000 with CVI analyzer	10000
Tightening Curve	N/A	20
Disconnected mode	By default	✓

ACCESSORIES



ACCESSORIES INCLUDED

ITEM		PART NUMBER
1	Protective cover	615 211 073 0

OPTIONAL ACCESSORIES

ITEM		PART NUMBER
2	Li-ion battery pack 18V 2.5 Ah - 0.46 kg (1,01lb)	615 813 266 0
3	Li-ion battery pack 36V 2.5 Ah - 0,77 kg (1,70lb)	615 813 267 0
4	Charger Universal 18 / 36V	615 813 270 0
5	DTH90 tool holster	615 812 119 0
6	Sleeve drive socket	See accessory catalogue

RECOMMENDED TORQUE MEASUREMENT DEVICES

7	Delta wrench 30-AV	615 935 230 0
	Delta wrench 150-AV Short	615 935 231 0
8	DRT5 sq 75	615 165 223 0
9	Delta 6D	615 935 102 0
10	Delta 7D	615 935 147 0
	• 2m [78.7"] long transducer cable	615 917 430 0
	• 2m [78.7"] long, spiral transducer cable	615 917 432 0
	• 5m [196.8"] long transducer cable	615 917 433 0
11	Delta QC Advanced 1 User	615 927 653 0
12	Delta QC Advanced 5 User	615 927 654 0
13	DJS for DST 30 soft	615 165 577 0
14	DJS for DST 30 hard	615 165 579 0

E-PULSE CABLE

2 CABLE POSITIONS

Suitable for both vertical and horizontal applications

MULTI POSITION SUSPENSION BAIL

To reduce the operator fatigue

360° REPORTING LED

To maximize the real-time feedback

PATENTED MOTOR CONTROL ALGORITHM

To reduce the reaction force



MECHANICAL GEARBOX

Instead of oil pulse unit, to decrease maintenance cost

TRANSDUCER TECHNOLOGY

Measure the torque directly, for better accuracy

ERGONOMIC HANDLE

To provide better grip

BOOST YOUR PRODUCTIVITY

- ▶ BY REDUCING CYCLE TIME
- ▶ BY IMPROVING JOINT QUALITY
- ▶ BY PROVIDING PROCESS QUALITY

BOOST YOUR FLEXIBILITY

- ▶ FREE OF REACTION ARM
- ▶ REDUCE TOTAL COST OF OWNERSHIP
- ▶ EASY CABLE MANAGEMENT

BOOST YOUR UPTIME

- ▶ BOOST THE UPTIME OF THE OPERATOR
- ▶ BOOST THE UPTIME OF THE TOOL

FULL TRACEABILITY

| Programming and Data Collection software

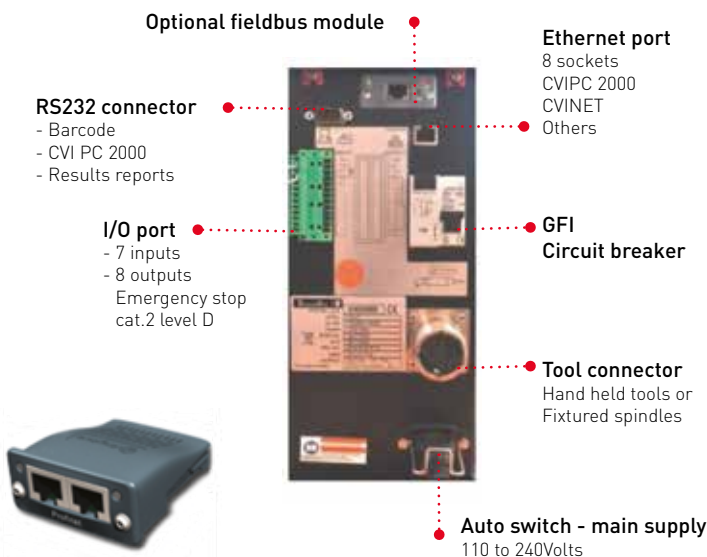
EASY INTEGRATION



SOFTWARE OVER ETHERNET

- CVIPC 2000
- CVI NET WEB
- Toolsnet
- Open protocol
- Desoutter protocol

COMPLETE CONNECTIVITY SOLUTION




FIELDBUSES

- Ethernet IP
- Profinet
- Profibus DP
- Devicenet
- CC-Link

RS 232C

- Barcode reader
- results after each tightening
- Poka Yoke

CONTROLLER - CVIL II



POWER CORD

To be ordered with controller

PLUG	DESCRIPTION	PART NO.
A	European	615 917 201 0
B	US	615 917 203 0
C	UK	615 917 202 0
D	Chinese	615 917 206 0

MODEL	PART NUMBER	CONSUMPTION (CURRENT)		MAIN SUPPLY	DIMENSIONS						WEIGHT	
		115V	230V		WIDTH		HEIGHT		DEPTH		kg	lb.
CVIL II	615 932 680 0	4A	2A	50/60 HZ Single-phase	mm	in.	mm	in.	mm	in.	kg	lb.
					130	5.1	278	10.90	291	11.5	5.9	13

FEATURES

ELRT Pulse Mode

CVIL II

TIGHTENING STRATEGY

Torque control	✓
Torque control + Angle monitoring	✓
Reverse	✓
Pulse counter display	✓

EXTERNAL CONNECTIVITY

Input	✓
Output	✓
RS232 port	✓

ADVANCED FEATURES

Ethernet RJ45 (8 sockets)	CVIPC 2000 CVI NET Open protocol, etc.
Fieldbuses	Optional module

MAINTENANCE

Access to all tool memory parameters	✓
Autotest of the complete system	✓
Calibration of the tool	✓

GENERAL FUNCTIONS

Number of cycles	50
Number of phases	15
Batch count	999
Bar code reading (cycle selection)	✓

PROGRAMMING

LCD screen and display	✓
CVIPC software	✓

TIGHTENING RESULTS

Led "Low" "OK" "High" Torque	✓
Led "Low" "OK" "High" Angle	✓
Torque + Angle + Date + Time + Report	up to 10 000
Number of curves (flexible with OK and NOK)	10

E-PULSE CABLE



A



B



E



C



D



F

PIC REF	MODEL	PART NUMBER	OUTPUT DRIVE	OUTPUT RETAINING TYPE	TORQUE				ROTATIONAL MAX SPEED	LENGTH		WEIGHT		INTEGRATED CABLE
					MIN	MAX	MIN	MAX		mm	in.	kg	lb.	
A	ELRT025-P4600-10S	615 165 838 0	Sq. 3/8	Through hole	10	25	7.4	18.4	4600	228	9.0	1.3	2.9	N/A
B	ELRT025-P4600-4Q	615 165 890 0	Hex. 1/4	Quick change chuck	10	25	7.4	18.4	4600	228	8.7	1.3	2.9	N/A
C	ELRT025T-10S-5	615 166 040 0	Sq 3/8	Through hole	10	25	7.4	18.4	4600	255	10.0	2.6	5.7	5 meters
C	ELRT025T-10S-1	615 166 047 0	Sq 3/8	Through hole	10	25	7.4	18.4	4600	255	10.0	2.1	4.6	1 meter
D	ELRT025T-4Q-5	615 166 041 0	Hex. 1/4	Quick change chuck	10	25	7.4	18.4	4600	249	9.8	2.6	5.7	5 meters
D	ELRT025T-4Q-1	615 166 048 0	Hex. 1/4	Quick change chuck	10	25	7.4	18.4	4600	249	9.8	2.1	4.6	1 meter
E	ELRT050-P4900-10S	615 166 022 0	Sq 3/8	Through hole	20	50	14.8	36.9	4900	244	9.6	1.7	3.7	N/A
F	ELRT050T-10S-5	615 166 042 0	Sq 3/8	Through hole	20	50	14.8	36.9	4900	271	10.7	3.0	6.6	5 meters
F	ELRT050T-10S-1	615 166 049 0	Sq 3/8	Through hole	20	50	14.8	36.9	4900	271	10.7	2.5	5.5	1 meter



CABLE LENGTH	5M (16FT)	10M (32.8FT)	15M (49.2FT)	20M (65.6FT)	25M (82FT)	30M (98T)
Heavy duty thin cable	615 917 641 0	-	-	-	-	-
Heavy duty extension cable	615 917 083 0	615 917 084 0	615 917 085 0	615 917 086 0	615 917 087 0	615 917 088 0*

* Please contact local Desoutter support when using top cable E-Pulse with 30M extension cable

ACCESSORIES



ACCESSORIES INCLUDED

PART NUMBER

ITEM		ELRT25 STANDARD	ELRT50 STANDARD	ELRT25 TOP CABLE	ELRT50 TOP CABLE
1	Bail hook	467003	467003	N/A	N/A
2	Protective cover	615 211 012 0	615 211 059 0	615 211 060 0	615 211 062 0
3	Swiveling multi-position bail	N/A	N/A	615 399 184 0	615 399 185 0
4	Protective cover for suspension bail	N/A	N/A	615 211 061 0	615 211 063 0

OPTIONAL ACCESSORIES

PART NUMBER

ITEM		ELRT25 STANDARD	ELRT50 STANDARD	ELRT25 TOP CABLE	ELRT50 TOP CABLE
5	Spring suspension balancer	52862	50532	50052	50052
6	Tool holster	107892	615 812 119 0	107892	615 812 119 0
7	Sleeve drive socket	See accessory catalogue			



RECOMMENDED TORQUE MEASUREMENT DEVICES

ITEM		PART NUMBER
1	Delta Wrench 30-A	615 935 230 0
2	Delta Wrench 150-AV Short	615 935 231 0
3	DRT 5 Sq 25	615 165 222 0
4	DRT 5 Sq 75	615 165 223 0
5	Delta 6D	615 935 102 0
6	Delta 7D	615 935 147 0
	• 2m (78.7") long transducer cable	615 917 430 0
	• 2m (78.7") long, spiral transducer cable	615 917 432 0
	• 5m (196.8") long transducer cable	615 917 433 0
7	DeltaQC Licensed 1 user	615 927 651 0
8	DeltaQC Licensed 5 users	615 927 652 0
9	DeltaQC Advanced 1 user	615 927 653 0
10	DeltaQC Advanced 5 users	615 927 654 0
11	DJS for PST 25 Nm SOFT	615 936 379 0
12	DJS for PST 25 Nm HARD	615 936 380 0
13	DJS for PST 50 Nm SOFT	615 936 381 0
14	DJS for PST 50 Nm HARD	615 936 382 0

E-PULSE SERVICE SOLUTIONS COMMITTED TO OUR CUSTOMERS SUCCESS

MAINTENANCE SOLUTIONS
REDUCE BREAKDOWNS AND
EXTEND TOOL LIFE TO BOOST
COST EFFICIENCY, UPTIME
AND PRODUCTIVITY

Basic Care

A flexible fixed price preventive maintenance program with calibration that includes wear parts and labour.

Smart Care

A fixed price preventive maintenance plan with calibration and repairs included*. The maintenance is optimised according to the tool usage. All wear parts are replaced at the right time.

Peace of mind

Onsite maintenance and production support that includes:
An optimised preventive maintenance plan with calibration and repairs included*. Plus technical support for trouble shooting, optimisation and operator coaching to maximise the efficiency of your tools.

* Except in case of misuse or abuse



SMART START
HIGH PERFORMANCE, RIGHT FROM THE START!

A fast, high quality installation with no delays that ensures tool accuracy and optimum set-up.





PRODUCTION SUPPORT ON-SITE SUPPORT TO HELP BOOST UPTIME AND PRODUCTIVITY

On-site technicians

Our certified technicians are on hand to quickly solve any on-site issues detected or identify process improvement opportunities.

Certification Training

Develop your technicians' knowledge on troubleshooting and assembly technics. Improve the interaction with Desoutter for efficient remote support.

BOOST YOUR UPTIME

- ▶ Preventive Maintenance significantly reduces breakdowns and therefore production stops. Uptime is improved.
- ▶ Our experienced on-site technicians know your applications and are on hand to support your team. This allows early detection and resolution of problems, Your uptime is further improved.

BOOST YOUR PRODUCTIVITY

- ▶ Desoutter on-site technicians will coach and support your teams on how to get the best from your equipment. This helps to reduce errors and rework, boosting productivity and quality.
- ▶ Our on-site technicians will help your team to identify and implement process improvements to help you further boost productivity.

BOOST YOUR MAINTENANCE COST EFFICIENCY

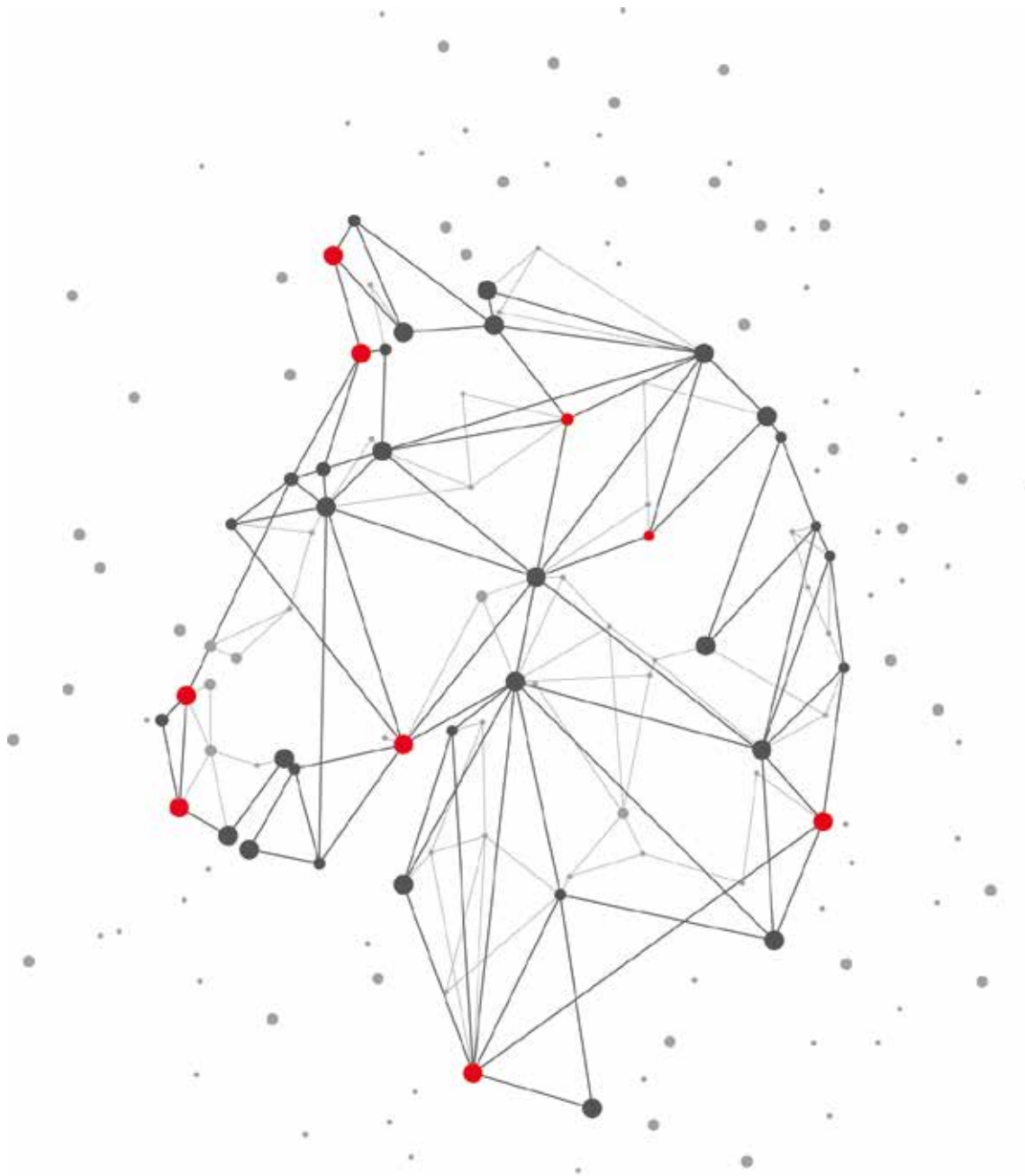
- ▶ Preventive Maintenance decreases breakdowns and extends tool life. This significantly reduces repair and administration costs.

BOOST YOUR FLEXIBILITY

- ▶ All our service solutions can be tailored to your exact needs to ensure maximum flexibility in your production locally or worldwide.

 **NOTES**





DESOUTTER 4.0

www.desoutertools.com/industry-4-0/desoutter-4-0

More Than Productivity